



Haws®

model 1001HPSMS

ADA Vandal-Resistant Polished Stainless Fountain w/Mounting System

FEATURES & BENEFITS

CONSTRUCTION

Barrier-free design with an 18-gauge Type 304 hi-polished stainless steel swirl bowl assembly mounted on a 14-gauge Type 304 hi-polished stainless steel wall bracket. Unit includes an in-wall mounting frame, and front panel access for P-trap and stop.

QUALITY CONTROL

Pre-built fountain is pressure tested to ensure no leaks and proper functionality.

MOUNTING

Galvanized frame and 10 gauge surface plate provide the maximum mounting strength for this fountain.

BUBBLER HEAD

Polished chrome-plated brass bubbler head with integral laminar flow prevents splashing while providing a superior flow pattern. The integral 11/16" dia. basin shank and stainless anti-rotation roll pin for vandal resistance strength. Shielded, angled stream opening provides a steady source of drinking water at .45 gpm.

DRINKING FOUNTAIN VALVE

The push-button activated valve offers the only all stainless steel valve body that is machined out of solid bar stock, is fully serviceable through the front of the push button assembly offering access to the water control cartridge and integral water supply strainer, and with front access to the water stream height adjustment for easy maintenance without having to remove the valve. Operating pressure range of 30 to 90 psi (2.1 to 6.2 bar).

VANDAL RESISTANT

The bubbler head, push button, round bowl, drain strainer and bottom plate are locked in place, discouraging unwanted vandal tampering.



SPECIFICATIONS

Model 1001HPSMS wall mounted vandal-resistant barrier-free drinking fountain shall include an 18 gauge Type 304 high polished stainless steel finish basin with integral swirl design, 14 gauge Type 304 high-polished stainless steel wall bracket, with matching back and access panel allowing for front access of P-trap and stop, 100% lead-free waterways, in-wall mounting frame, vandal-resistant push-button operated stainless steel valve with front-accessible cartridge and flow adjustment, polished chrome-plated brass vandal resistant bubbler head with integral laminar anti-squirt flow, chrome-plated brass vandal-resistant waste strainer, vandal-resistant bottom plate, and 1-1/4" O.D. (3.2 cm) waste pipe.

REQUIRES MODEL MTGFR.DF1 PRICED SEPARATELY.

OPTIONS

- Remote Drinking Fountain Water chiller: Model HCR8, 8 gph (30.3 L) remote water chiller provides instantaneous cooling to meet a continuous demand for chilled water.
- High Polished Bottle Filler: Model 1920HPS, polished stainless steel bottle filler can be a stand-alone station, or mounted above Haws 1001HPS and 1011HPS series drinking fountain models.
- Back Panel: Model BP15HPS, polished stainless steel 15" back panel for Model 1920HPS.
- Water Filter: Model 6426, 10" x 2" (25.4 x 5.1 cm), in-line lead removal element that reduces lead from incoming water supply.

For more information, visit www.hawsc.com or call (888) 640-4297.

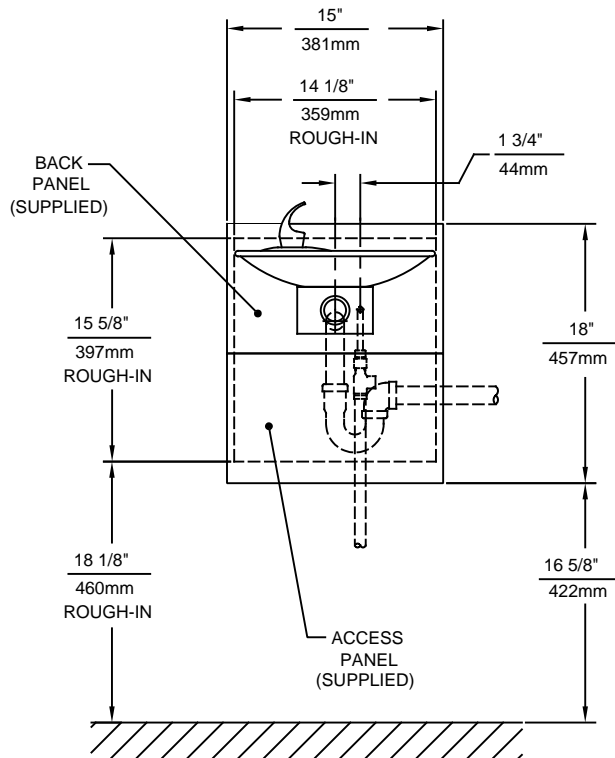
APPLICATIONS

Perfect for either public or private indoor/outdoor settings, model 1001HPSMS is a great fit in areas where aesthetics are important to the overall appeal of the architecture. This series is precisely mounted, making it a nice addition to any surrounding. Beautiful high-polished finish helps to maintain the fountains overall appeal so it always remains looking as new as it did when it was installed. Specifically, this type of wall mounted drinking fountain may be placed in settings such as: schools and other locations in and around office buildings where the temperature remains above freezing. Model meets all current Federal Regulations for the disabled including those in the Americans with Disabilities Act. Haws manufactures drinking fountains, faucets and electric water coolers to be lead-free by all known definitions including NSF/ANSI/CAN 61-Section 9, NSF/ANSI/CAN 372, California Proposition 65, and the Federal Safe Drinking Water Act. Product is compliant to California Health and Safety Code 116875 (AB 1953-2006), and NSF/ANSI/CAN 61: Q ≤ 1.

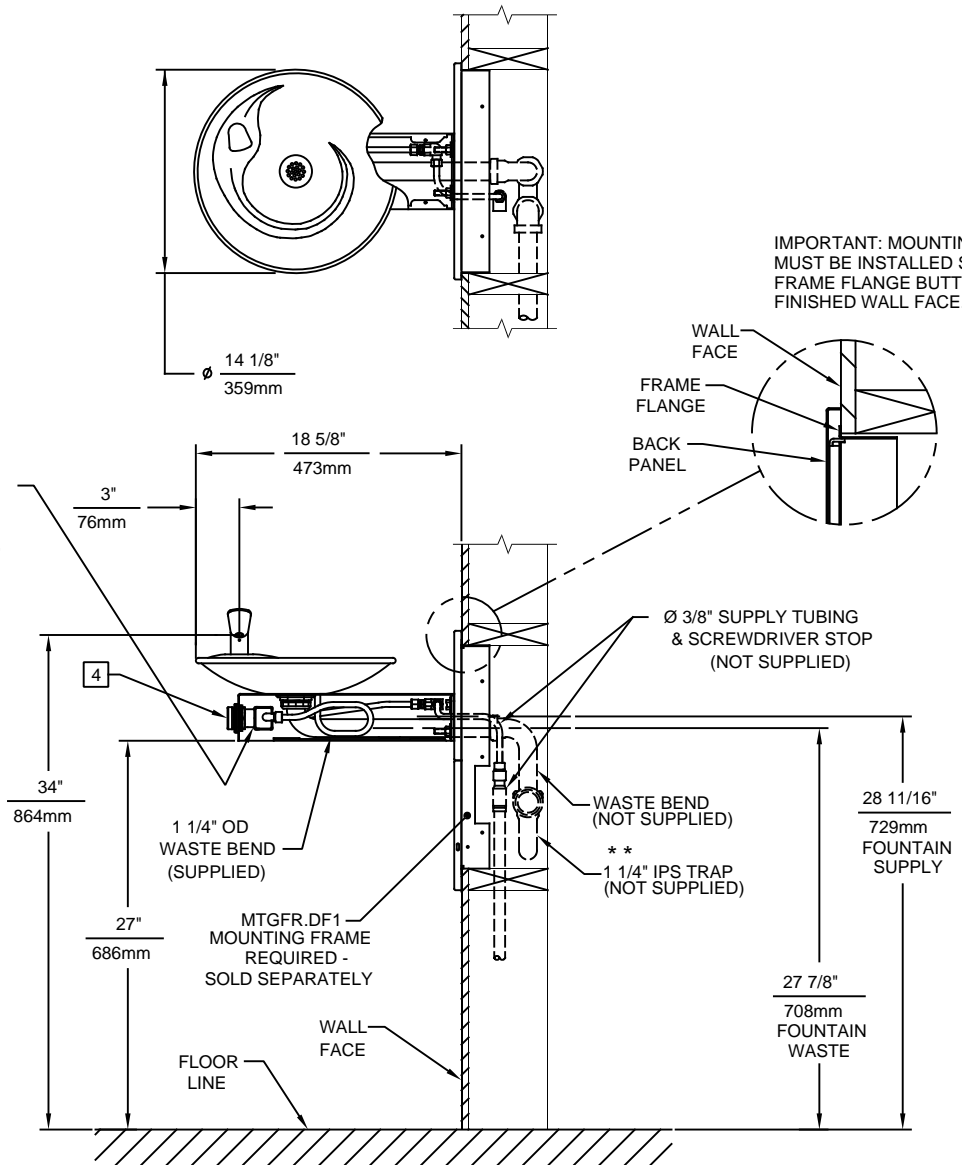


NOTES:

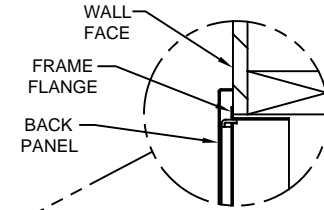
1. HOLD ROUGH-IN DIMENSIONS $\pm 1/8"$ (3.2mm).
2. WHEN INSTALLING THIS UNIT, LOCAL, STATE, OR FEDERAL CODES SHOULD BE ADHERED TO FOR INSTALLATION DIMENSIONS (LOCATIONS), WASTE AND SUPPLY REQUIREMENTS OTHER THAN SHOWN.
3. ** INSTALLER MUST PROVIDE TRAP FOR PROPER INSTALLATION.
- 4 REFER TO 5874 SERIES OPERATION AND MAINTENANCE MANUAL FOR PUSH BUTTON AND VALVE INSTALLATION/MAINTENANCE INSTRUCTIONS.



REMOVE VALVE FROM PUSH BUTTON TO INSTALL WASTE ELBOW ONTO BOWL. AFTER WASTE ELBOW IS INSTALLED, REINSTALL VALVE & ADJUST FLOW



IMPORTANT: MOUNTING FRAME MUST BE INSTALLED SO THAT FRAME FLANGE BUTTS AGAINST FINISHED WALL FACE.



1455 KLEPPE LANE
SPARKS, NEVADA 89431
(775) 359-4712 FAX (775) 359-7424
E-MAIL: HAWS@HAWSCO.COM
WEBSITE: WWW.HAWSCO.COM

ECN NO. REVISED PER BY:	MODEL(S)	PART NUMBER
ECN: 5527 FV	1001MS/1001HPSMS	0002076510.D
DRAWN: PM	DATE: 08/02/99	CHKD.: DP
APPROVED: FV	DATE: 04/02/20	REVISION
	SCALE: 1:14	DRAWING TYPE: INSTALLATION
		SIZE: A SHEET 1 OF 1