

FEATURES & BENEFITS

BOTTLE FILLER

Quick-fill sensor-operated bottle-filler provides accessibility to all users, has LED lighting to illuminate the fill area, and an integral basin that drains directly to the waste.

TOUCH FREE

Hygienic hands-free activation and sensor operation. Touchless bottle filling and rinsing application.

AUTO PURGE

Bottle filler automatically purges the water line after 24 hours of non-use to prevent the development and growth of Legionella and other harmful bacteria.

SEPARATE FILL AREA

Raised platform for easy bottle resting and filling. The bottle-filling area is separate from the bottle pouring area to provide distinct clean and dirty areas.

FRESH FILTERED WATER

Always fresh, filtered water - 3000-gallon (11,356 L) capacity, Electronic Lifecycle Control filter cartridge will shut off water flow when capacity is reached. To ensure fresh, filtered water, flow will only start again when filter is changed. LED readout on bottle filler will notify user when capacity of filter is less than 10% remaining or expired.

TANKLESS EVAPORATOR

Energy-efficient thermal mass tankless evaporator coil flushes 100% of its water content with every use, eliminating stagnant water in tank reservoirs found in other products.

UNIVERSAL MOUNTING

Specially designed internal configuration allows for mounting over existing competitors' rough-ins.

ELECTRONIC DISPLAY

Intuitive LED electronic display informs users when the bottle filler is activated, when the water is being filtered and how many plastic bottles have been saved.

PROGRAMMABLE SETTINGS

Programmable off mode during planned facility shutdowns, multiple digital readout settings for bright or dim display, adjustable sensor range, and review settings and error codes.

VANDAL RESISTANT FEATURES

Exceptional vandal resistance features include a hidden programming button, UPC impact tested bowl supports, Torx bit access screws, steel frame, and fasteners hidden from public view.

OPTIONS

- 12 Pack Filter Cartridges for Haws Water Cooler: Model 6428-C, pack of twelve 3000-gallon (11356 L) replacement liters with Electronic Lifecycle Control for Haws 1200 series water coolers.

For more information, visit www.hawsco.com or call (888) 640-4297.



SPECIFICATIONS

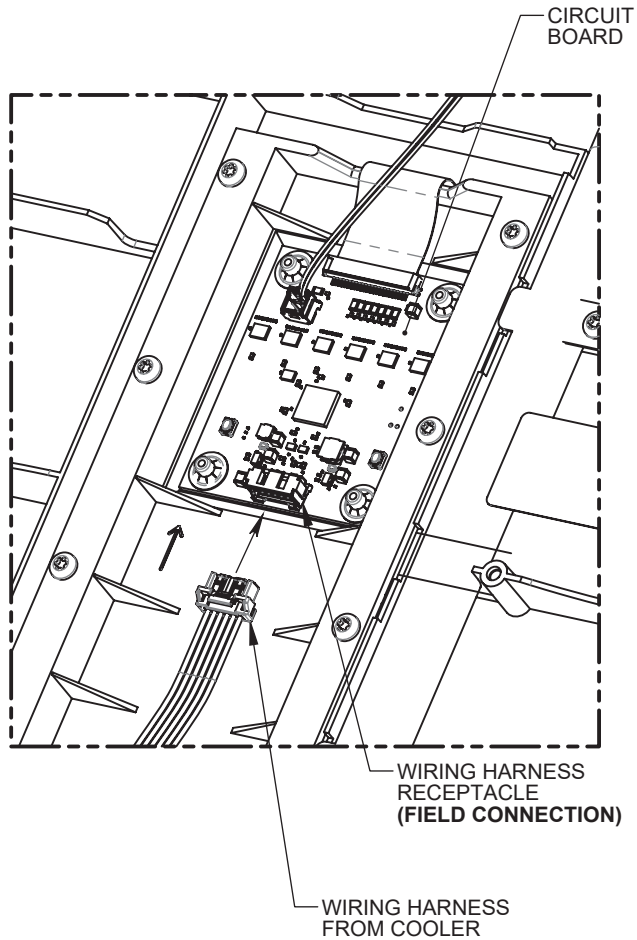
Model 1210SF indoor wall-mount ADA stainless steel bottle filling station shall include an ASHRAE compliant, hermetically-sealed R-134a refrigeration system with adjustable thermostat. Unit features a unique, modern design with stainless steel outer shell. Energy savings feature powers down refrigeration system after two hours of non-use, and will automatically start again when used. The unit can also be programmed to shut down during planned facility closures, weekends, etc. Digital LED interface keeps user apprised of programming and error codes. The 3000-gallon (11,356 L) filter with Electronic Lifecycle Control turns water off when capacity is reached. Flow will begin again when new filter is installed. Bottle filler basin drains directly to the units waste. The system enacts a bottle filler auto purge every 24 hours to prevent buildup of Legionella and other harmful bacteria, includes an instantaneous tankless water cooler for consistent cool water, and LED illuminated bottle fill area. 115 Volts, 60Hz, rated watts: 350, full load amps: 5. Dimensions: 7-7/8 x 15-11/16 x 41-7/8 (L x W x H)

APPLICATIONS

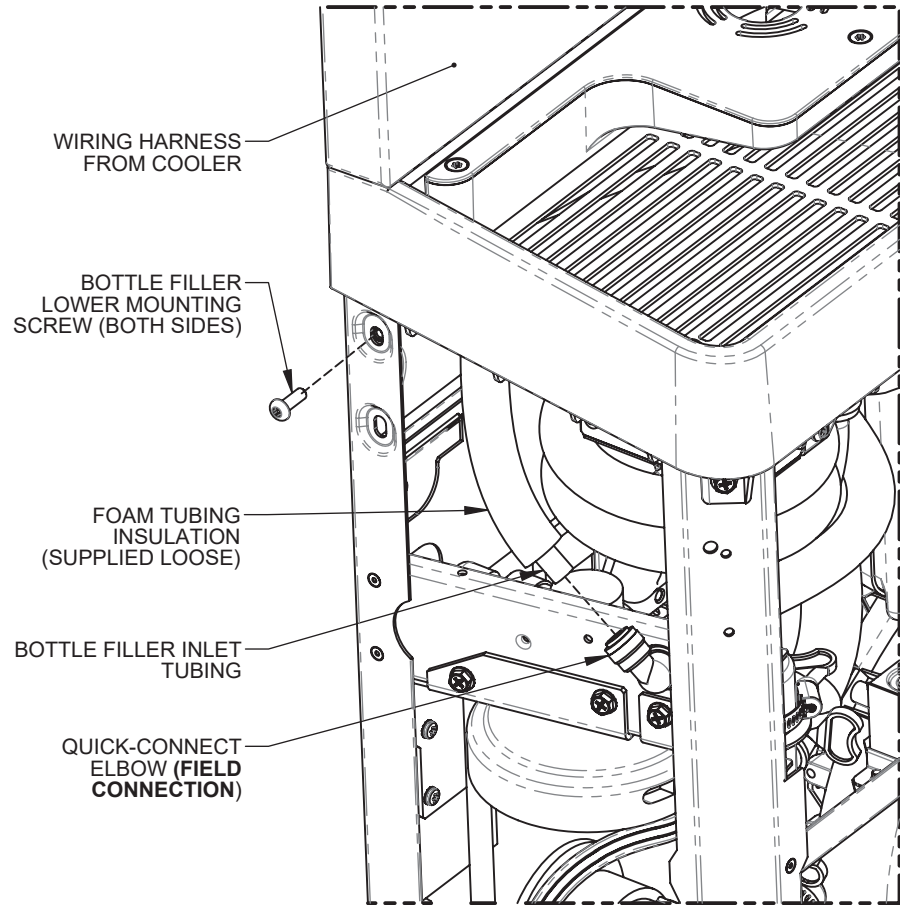
Great for schools, office buildings, shopping malls, and other indoor environments where there is a demand for a chilled water source. CSA certified to comply with NSF/ANSI 42, NSF/ANSI 53, NSF/ANSI/CAN 61: $Q \leq 1$, NSF/ANSI/CAN 372, ASME A112.18.1/CSA B125.1, ASME112.19.3/CSA B45.4, UL 399 and CSA C22.2 No. 120. ADA compliant to ICC A117.1, CSA B651, DOJ's 2010 ADA Standards for Accessible Design when properly installed. ASHRAE 18 compliant chilling capacity. FCC ID: 2AUAN-1200SM and IC: 25359-1200SM. Electric water coolers are not recommended or designed for outdoor applications or enclosed pool areas (chlorine), and failure to heed these conditions may void warranty. 5-Year Limited Warranty on the refrigeration system of the unit. Electrical components and water system are warranted for 12 months from date of installation. Warranty pertains to drinking water applications only.



BOTTLE FILLER INSTALLATION DETAILS



**WIRING HARNESS CONNECTION
(REAR OF BOTTLE FILLER)**



**BOTTLE FILLER MOUNTING &
TUBING CONNECTION**

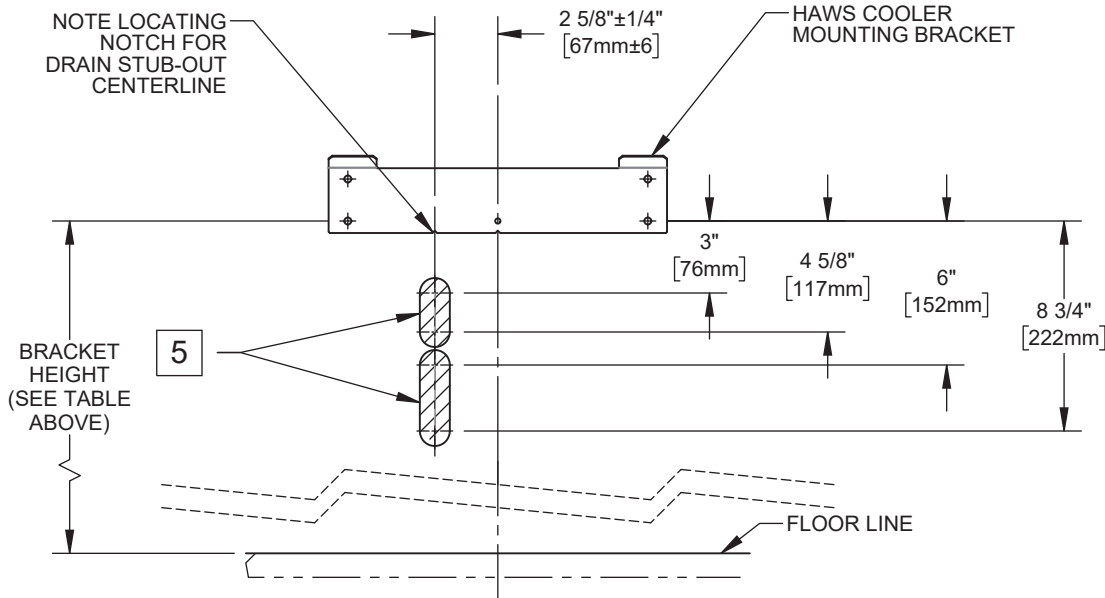
		1455 KLEPPE LANE SPARKS, NEVADA 89431 (775) 359-4712 FAX (775) 359-7424 E-MAIL: HAWS@HAWS.CO.COM WEBSITE: WWW.HAWS.CO.COM	
		ECN: 5647 DRAWN: JL	REV. ECN: 5656 DATE: 07/25/18 DATE: 02/11/21
APPROVED: JL			PART NUMBER 0510001159.D REVISION 2
SCALE: 1:12 DRAWING TYPE: INSTALLATION SIZE: A		SHEET 2 OF 5	

RETROFIT INSTALLATION DETAILS

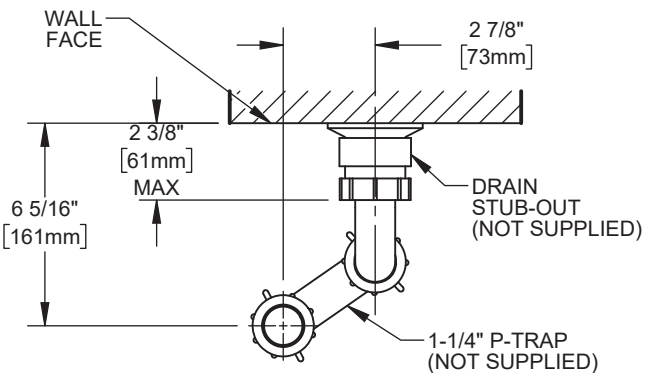
3 RETROFIT TABLE

MANUFACTURER	MODEL
HAWS	ALL MODELS STARTING WITH HWUACP
ELKAY/HALSEY TAYLOR	- ALL MODELS STARTING WITH EB, EI, EMA, EN, EZ, HAC HVR, LI, LMA, LZ, TB, & TI - SINGLE COOLER MODELS STARTING WITH VRC & LVR
OASIS	ALL VERSACOOLER II MODELS
SUNROC	ALL MODELS STARTING WITH ADA A171, A171.8, & A172.8UBL MODELS
MURDOCK	NOTE: THE WATER STOP VALVE MUST BE RELOCATED TO RETROFIT A FILTERED 12XX COOLER

BRACKET HEIGHT		
ADULT ADA MAX	ADULT ADA MIN	CHILD ADA
32 3/8"	28 3/8"	25 3/8"



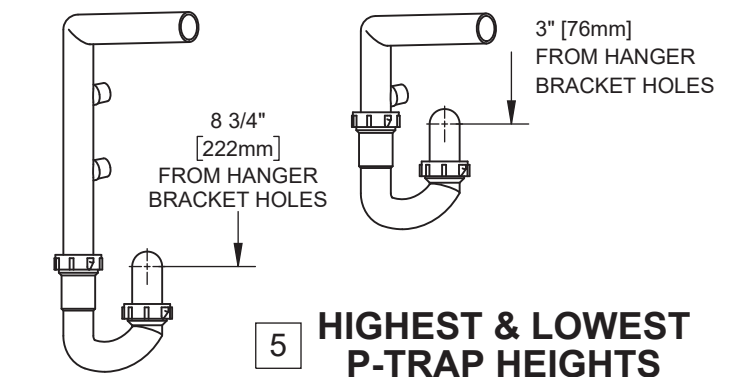
PERMISSIBLE LOCATIONS FOR DRAIN STUB-OUT



6 DRAIN STUB-OUT/P-TRAP DETAIL (VIEWED FROM TOP)

NOTES:

- THE 12XX COOLER SERIES IS ABLE TO RETROFIT IN PLACE OF A NUMBER OF COMPETITOR MODELS. SEE RETROFIT TABLE ABOVE FOR PARTIAL LIST OF COOLERS ABLE TO BE REPLACED BY THIS ONE. **THE FOLLOWING DISCLAIMERS APPLY:**
 - THE 12XX COOLER CENTERLINE MAY NOT MATCH THE OLD COOLER'S CENTERLINE, SINCE THE 12XX COOLER DRAIN MUST BE 2 5/8" OFF OF CENTER. THIS MAY AFFECT ADA COMPLIANCE.
 - THERE MUST BE WALL BLOCKING OR OTHER STRUCTURAL MATERIAL BEHIND HAWS MOUNTING HOLES.
 - VERIFY THAT DRAIN, ELECTRIC, & WATER SERVICES ARE LOCATED WITHIN BOUNDARIES SPECIFIED ON THIS SHEET AND THE NEXT. SOME RETROFITS MAY REQUIRE THE ELECTRIC OUTLET TO BE MOVED.
- THE P-TRAP IS NOT SUPPLIED. THE VERTICAL DIMENSIONS GIVEN ARE BASED UPON INSTALLATION USING OF A KEENEY 200W P-TRAP, AND SHOULD THEREFORE BE REGARDED AS REFERENCE-ONLY.
- THE CENTERLINE OF THE DRAIN STUB-OUT MUST BE BETWEEN 3" [76mm] & 4-5/8" [118mm] OR BETWEEN 6" [152mm] & 8-3/4" [229mm] BELOW THE LOWERMOST EWC MOUNTING BRACKET HOLES IN ORDER FOR THE P-TRAP TO AFFIX PROPERLY TO THE DRAIN TAILPIECE.
 - DEPENDING ON STUB-OUT HEIGHT, SOME TRIMMING OF THE TAILPIECE WILL BE REQUIRED.
- WHATEVER P-TRAP AND STUB-OUT PLUMBING ARE USED, CARE SHOULD BE TAKEN TO ENSURE THAT THE P-TRAP CAN SEAL TO THE STUB-OUT PROPERLY AND STILL ALIGN TO THE DRAIN TAILPIECE (LOCATED AT THE GIVEN DIMENSIONS).



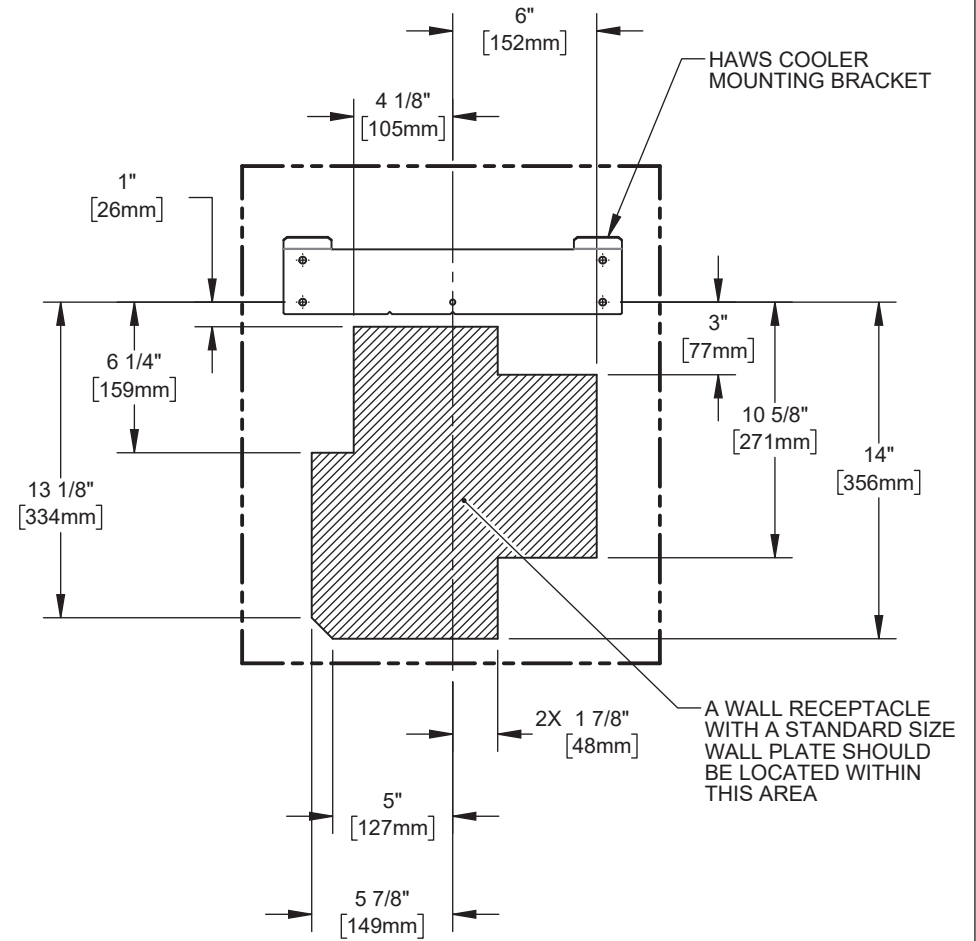
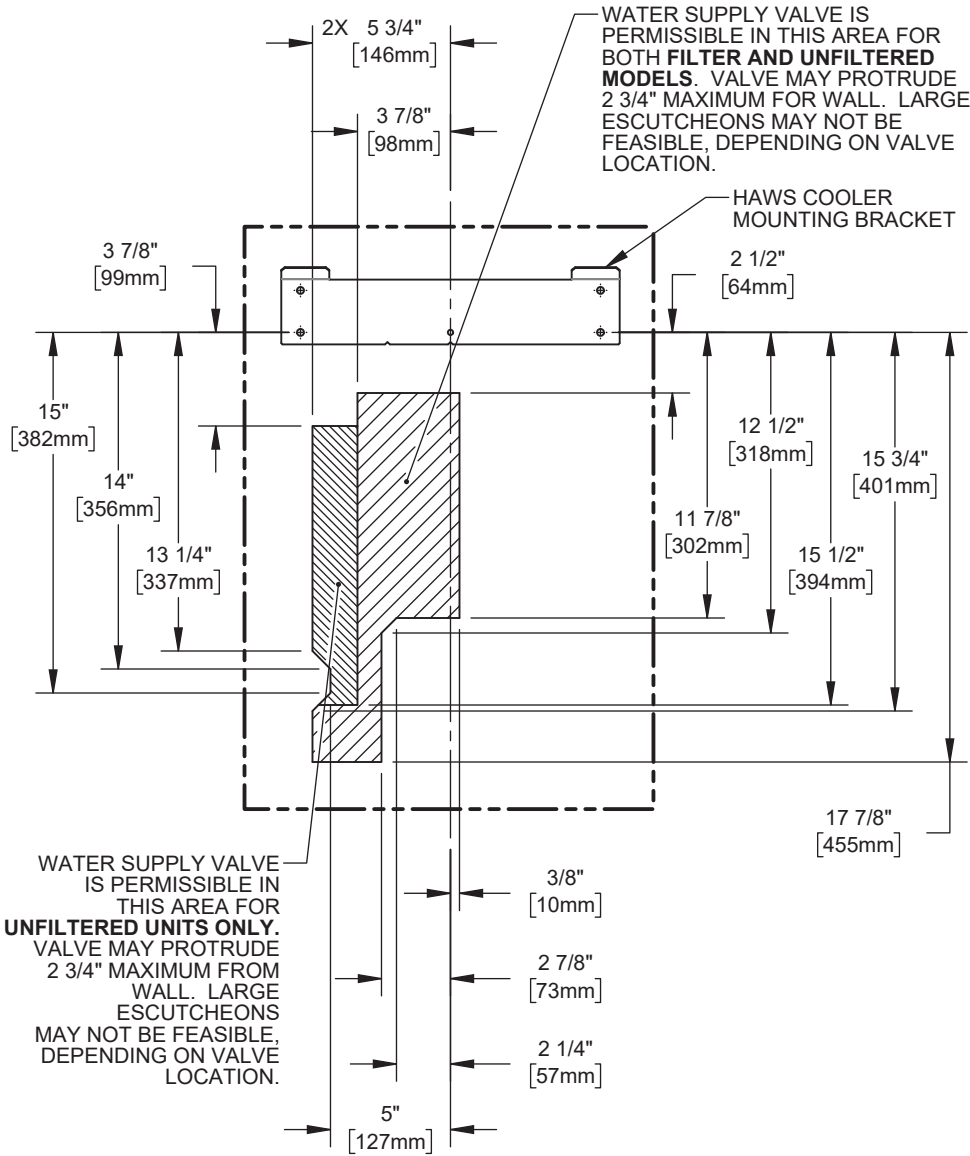
5 HIGHEST & LOWEST P-TRAP HEIGHTS



1455 KLEPPE LANE
SPARKS, NEVADA 89431
(775) 359-4712 FAX (775) 359-7424
E-MAIL: HAWS@HAWSCO.COM
WEBSITE: WWW.HAWSCO.COM

ECN: 5647	REV. ECN: 5656	BY: DHP	MODEL(S)	PART NUMBER
DRAWN: JL	DATE: 07/25/18	CHKD: DHP	12XX ELECTRIC WATER COOLERS	0510001159.D
APPROVED: JL	DATE: 02/11/21			REVISION
		SCALE: 1:8	DRAWING TYPE: INSTALLATION	2
			SIZE: A	SHEET 3 OF 5

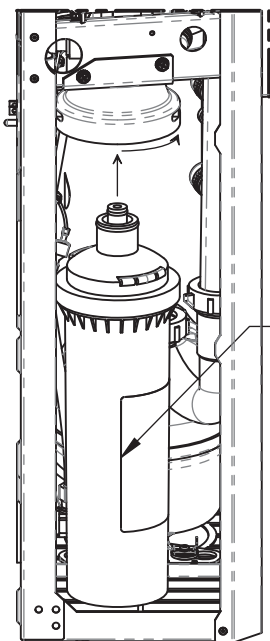
RETROFIT INSTALLATION DETAILS



1455 KLEPPE LANE
SPARKS, NEVADA 89431
(775) 359-4712 FAX (775) 359-7424
E-MAIL: HAWS@HAWSCO.COM
WEBSITE: WWW.HAWSCO.COM

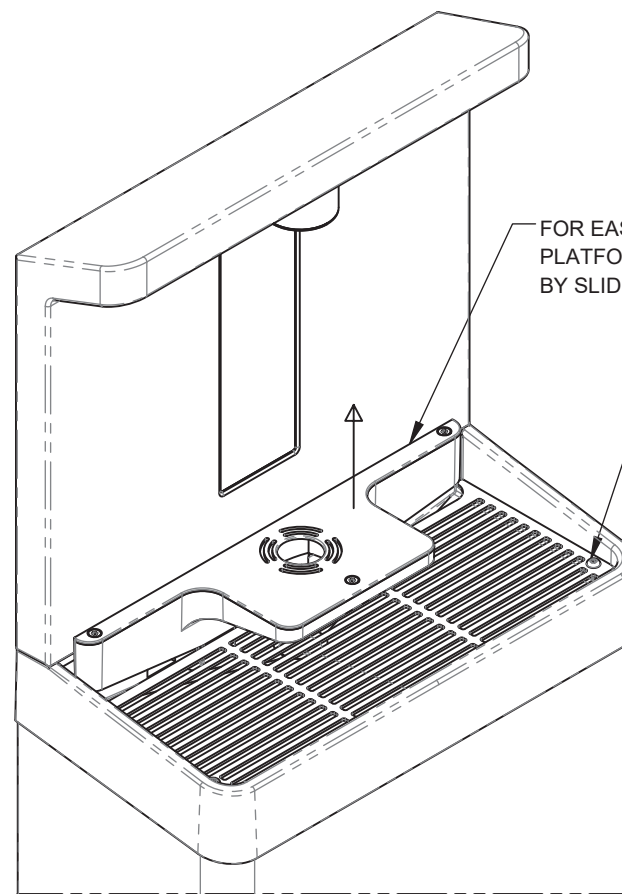
ECN: 5647	REV. ECN: 5656	BY: DHP	MODEL(S)	PART NUMBER
DRAWN: JL	DATE: 07/25/18	CHKD: DHP	12XX ELECTRIC WATER COOLERS	0510001159.D
APPROVED: JL	DATE: 02/11/21			REVISION
				2
SCALE: 1:8			DRAWING TYPE: INSTALLATION	SIZE: A
				SHEET 4 OF 5

MAINTENANCE



NOTE THE LEFT EDGE OF THE LABEL FACING OUT THE SIDE DURING INSERTION OF FILTER INTO FILTER HEAD

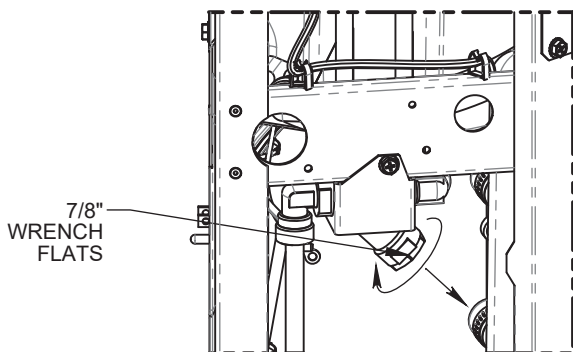
FILTER REPLACEMENT



FOR EASIER CLEANING, PLATFORM CAN BE RAISED 3/4" BY SLIDING UP.

2X SCREWS CAN BE REMOVED TO ALLOW REMOVAL OF GRATE.

CLEANING DRAIN BASIN AREA



7/8" WRENCH FLATS

Y-STRAINER CLEANING

		1455 KLEPPE LANE SPARKS, NEVADA 89431 (775) 359-4712 FAX (775) 359-7424 E-MAIL: HAWS@HAWS.CO.COM WEBSITE: WWW.HAWS.CO.COM		
ECN: 5647	REV. ECN: 5656	BY: DHP	MODEL(S) 12XX ELECTRIC WATER COOLERS	PART NUMBER 0510001159.D
DRAWN: JL	DATE: 07/25/18	CHKD: DHP		REVISION 2
APPROVED: JL	DATE: 02/11/21	SCALE: 1:8	DRAWING TYPE: INSTALLATION	SIZE: A SHEET 5 OF 5