



# model 3202G

## Pedestal-Mounted Drinking Fountain

### FEATURES & BENEFITS

#### BUBBLER HEAD

Polished chrome-plated brass bubbler head features an integral basin shank for added strength, and is equipped with a shielded, anti-squirt orifice that provides a steady sanitary source of water.

#### BARRIER-FREE

Barrier-free capabilities combined with its ease of use allows for a number of installation location possibilities.

#### CONSTRUCTION

Heavy-duty 12 gauge galvanized steel finish that incorporates a recessed push button and welded bubbler guard to provide extra durability, a large access panel for ease of service, and a vandal-resistant bottom plate for added peace of mind. Due to the galvanizing process, appearance of the finish may vary.

#### DRAIN FREE

Unique design allows this pedestal fountain to be placed in the harshest of outdoor environments without the worry of a clogged drain. When water is activated, the excess flow runs from its trough basin off the back and onto the ground - perfect for beaches, play grounds, and other areas high in debris.

#### PUSH BUTTON

With its patented (Pat. # 6,981,692) stainless steel, push-button activated valve assembly which allows for front access stream adjustment as well as cartridge and strainer access, this fountain offers 100% lead free waterways. The valve works at an operating pressure range of 30 to 90 psi (2.1 to 6.2 bar).



### SPECIFICATIONS

Model 3202G barrier-free pedestal drinking fountain shall include a 12 gauge galvanized steel pedestal, push-button operated stainless steel valve with front-accessible cartridge and flow adjustment, 100% lead-free waterways, polished chrome-plated brass vandal-resistant bubbler head backed against a pedestal guard, trough design in the pedestal instead of a waste to eliminate clogging and a 1/4" (.6 cm) spacer to raise the pedestal off the ground which reduces the potential for corrosion, integral mounting feet, and an over-size vandal-resistant access plate.

### OPTIONS

- Bib Faucet: Model 6250LF, self-closing, plain end, lead-free, brass bib faucet with polished chrome-plated finish. (When used with Haws concrete products, include part 0004499489)

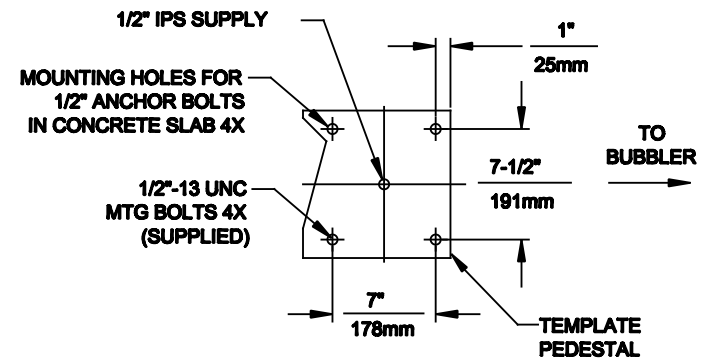
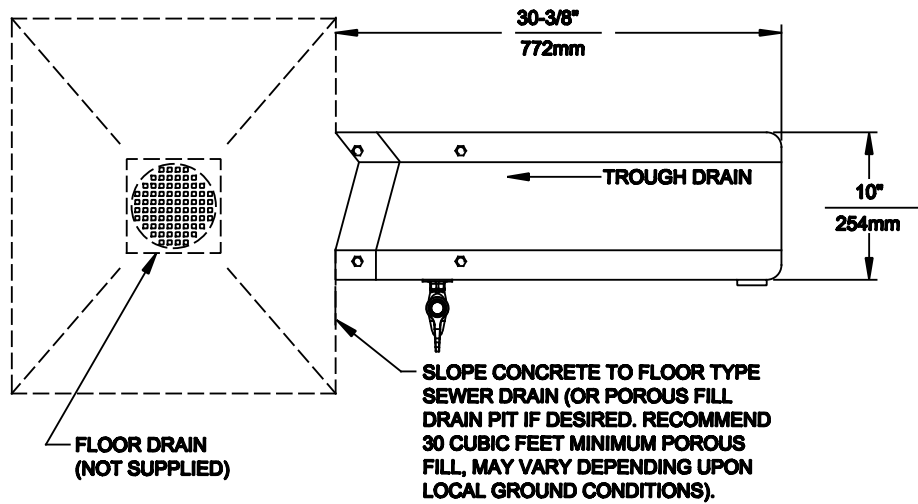
To see all options for this model, visit [www.hawesco.com](http://www.hawesco.com)

### APPLICATIONS

Perfect for either public or private settings, the 3202G trough style fountain is a great fit in areas more prone to drain clogging. Completely eliminating the need for a traditional fountain drain, trough fountains are a nice complement to outdoor environments where a gravel fill can be implemented. Heavy-duty steel and galvanized finish make for a solid freestanding design that will hold up and blend in with the environment. More specifically, this fountain is applicable in forest/campground environments as well as parks, schools, and other outdoor areas where drinking facilities are needed.

Model meets all current Federal Regulations for the disabled including those in the Americans with Disabilities Act. Haws manufactures drinking fountains and electric water coolers to be lead-free by all known definitions including NSF/ANSI Standard 61, Section 9, California Proposition 65, and the Federal Safe Drinking Water Act. Product is compliant to California Health and Safety Code 116875 (AB 1953-2006).

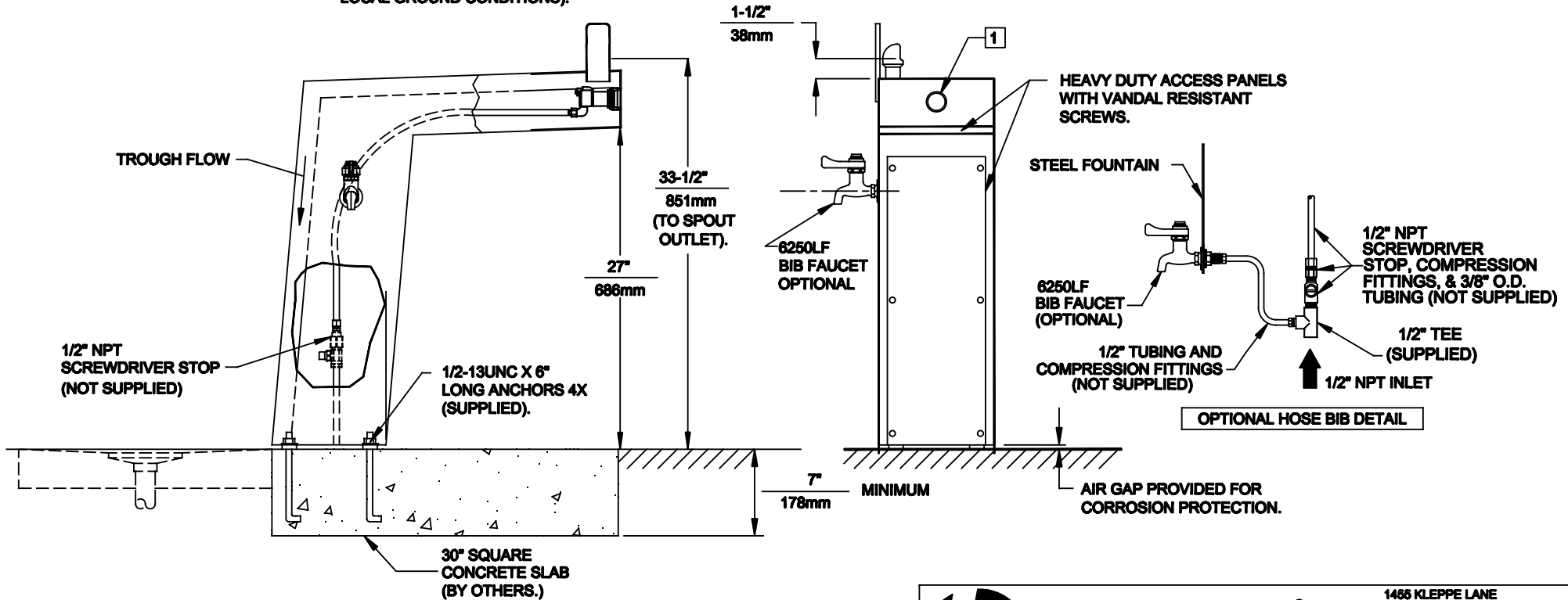




**MOUNTING DETAIL**

**IMPORTANT: ATTENTION INSTALLER**

USE CARE TO AVOID KINKS WHEN ROUTING SUPPLY LINE TO VALVE AND FROM VALVE TO BUBBLER



**NOTES:**

1. REFER TO 5874/VRK5874 OPERATION AND MAINTENANCE MANUAL FOR PUSH BUTTON AND VALVE INSTALLATION/MAINTENANCE INSTRUCTIONS.

		1456 KLEPPE LANE SPARKS, NEVADA 89431 (775) 359-4712 FAX (756) 359-7424 E-MAIL: HAWS@HAWS.CO.COM WEBSITE: WWW.HAWS.CO.COM	
		ECN NO. REVISED PER BY: ECH-4648 HM DRAWN: C. HAYES DATE: 11/91 CHKD.: APPROVED: DATE:	MODEL(S) 3202/3202G
SCALE: 1:14		DRAWING TYPE: INSTALLATION	
SIZE: A		SHEET 1 OF 1	