



model 3621

Modular Outdoor Double Bottle Fillers with Drinking Fountain

FEATURES & BENEFITS

DRAIN CLEAN-OUT

Top-down access to the drain allows the fountain portion to be cleaned without taking the unit apart, good for outdoor settings with drain-clogging sediment such as leaves, garbage, and other debris.

BARRIER-FREE

Barrier-free capabilities combined with its ease of use allows for a number of installation location possibilities.

BUBBLER HEAD

Polished chrome-plated brass bubbler head with integral basin shank for added strength. Shielded, angled stream opening provides a steady, sanitary source of drinking water at .45 gpm.

PUSH BUTTON VALVE

The push-button activated valve offers the 'only' all stainless steel valve body that is machined out of solid bar stock, is fully serviceable through the front of the push button assembly offering access to the water control cartridge and integral water supply strainer, and with front access to the water stream height adjustment for easy maintenance without having to remove the valve. Operating pressure range of 30 to 90 psi (2.1 to 6.2 bar).

BOTTLE FILLER

Hydration made easy with an industry leading 17" bottle area opening to allow more users access to this push button operated bottle filling station.

MODULAR CONFIGURATION

Bottle filler, drinking fountain, dog bowl and/or hose bib can be re-positioned, added or removed on site at any time. Side arm(s) can be placed high or low within its opening, and valve button position can be placed in any direction.



STANDARD
COLOR OPTIONS

Silver - 01 shown

 Blue - 02

 Green - 03

SPECIFICATIONS


Model 3621 modular outdoor, barrier-free, pedestal bottle filler and drinking fountain shall include a 3/16" phosphated-steel pedestal with silver powder-coating, two bottle filling stations and one drinking fountain, push-button operated stainless steel valves with front-accessible cartridge and flow adjustment, polished chrome-plated brass vandal-resistant shielded bubbler head, large-opening bottle filler with quick-fill 1 gpm flow rate, 100% lead-free waterways, polished chrome-plated vandal-resistant fountain waste strainer with top-down clean-out access on fountain, vandal-resistant access plates, integral mounting feet, and 1-1/2" slip waste.

OPTIONS

- ❑ Modular Outdoor Bottle Filler Dog Bowl: Model 3670, dog bowl for the Haws 3600 series modular outdoor pedestals. Available in three standard colors - order 3670-01 silver, 3670-02 blue, and 3670-03 green.
- ❑ Modular Outdoor Pedestal Lockable Bib Faucet: Model 3660, compression hose bib faucet housed in a lockable compartment for the Haws 3600 series modular outdoor pedestals. Available in three standard colors - order 3660-01 silver, 3660-02 blue, and 3660-03 green.
- ❑ Modular Outdoor Pedestal Hose Bib: Model 3661, panel mounted compression hose bib faucet for the 3600 series modular outdoor pedestals. Available in three standard colors - order 3661-01 silver, 3661-02 blue, and 3661-03 green.
- ❑ Replacement Nozzle for Modular Bottle Filler: The Haws VRKNOZ1 is a package of ten replacement nozzles for the Haws 3600 series bottle filler. Not for freeze resistant models.

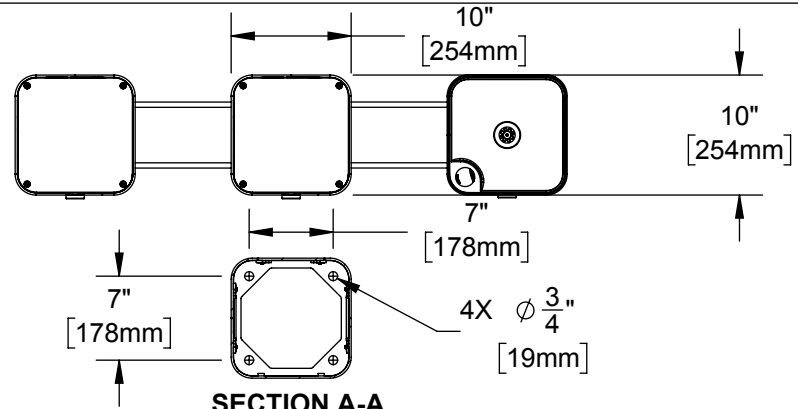
APPLICATIONS

The 3621 offers a solution for the changing needs of outdoor settings as well as outdoor wheelchair access, appealing to all users through accessibility and safety. This outdoor bottle filler is ideal in areas such as parks, schools, and other outdoor areas where hydration facilities are needed. Model meets all current Federal Regulations for the disabled including those in the Americans with Disabilities Act, and complies with Prop 65. Certified by CSA to NSF/ANSI 61, section 9 and NSF/ANSI 372; and was evaluated to be compliant to US and Canada Plumbing Codes including Uniform Plumbing Code (UPC), International Plumbing Code (IPC) and National Plumbing Code of Canada (NPC).

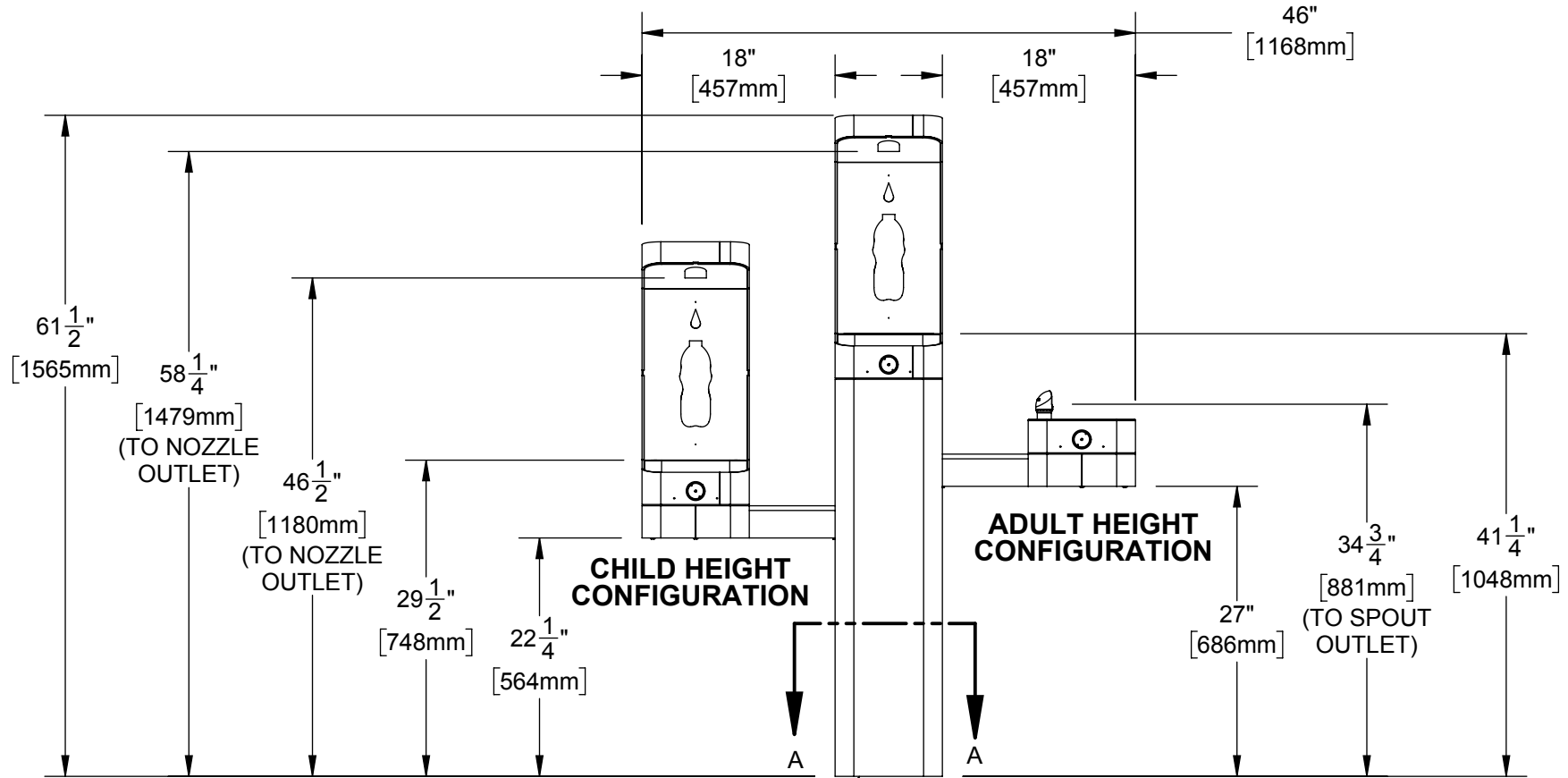
 information, visit www.hawsc.com or call (888)

NOTE: THIS UNIT CAN BE CONFIGURED TO INSTALL EITHER ARM AT THE CHILD HEIGHT OR ADULT HEIGHT.

IT IS RECOMMENDED TO REFERENCE THE LATEST ICC A117.1 ACCESSIBLE AND USABLE BUILDINGS AND FACILITIES / DEPARTMENT OF JUSTICE ADA STANDARDS FOR ACCESSIBLE DESIGN TO ENSURE COMPLIANCE.



**SECTION A-A
INTERNAL PEDESTAL MOUNTING DETAIL**



CONCRETE ANCHORS
TO BE USED FOR MOUNTING:
4X 5/8-11 UNC



1455 KLEPPE LANE
SPARKS, NEVADA 89431
(775) 359-4712 FAX (775) 359-7424
E-MAIL: HAWS@HAWS.CO.COM
WEBSITE: WWW.HAWS.CO.COM

ECN: 5226	REV. ECN: 5399	BY: MJ	MODEL(S)	PART NUMBER
DRAWN: MH	DATE: 03/06/17	CHKD: MH	3621 -MODULAR OUTDOOR FOUNTAIN SYSTEM	0510000758
APPROVED: IR	DATE: 02/19/19	SCALE: 1:16	DRAWING TYPE: INSTALLATION	REVISION
			SIZE: A	2
				SHEET 1 OF 1